

**ANH – Surgery and Veterinary
Interventions**

T123

Wednesday, 09/11/2016

08:30 – 11:30

WORKFORCE DEVELOPMENT AUTHORITY



P.O. BOX 2707 Kigali, Rwanda Tel: (+250) 255113365

**ADVANCED LEVEL NATIONAL EXAMINATIONS, 2016,
TECHNICAL AND PROFESSIONAL STUDIES**

EXAM TITLE:

SURGERY AND VETERINARY INTERVENTIONS

OPTION: ANIMAL HEALTH (ANH)

DURATION: 3 hours

INSTRUCTIONS

The paper is composed of **two (2) main Sections** as follows:

Section I: Attempt **any SIX (6)** out of TEN questions. **30 marks**

Section II: Attempt **any SEVEN (7)** out of TEN questions. **70 marks**

Note:

Every candidate is required to carefully comply with the above instructions. Penalty measures will be applied on their strict consideration.

Section I. Choose and answer any six (6) questions**30 marks**

01. The following instruments are available in your veterinary interventions site:

- Nose lead
- Muzzle
- Rope
- Ear notchers
- Hot iron
- Stethoscope
- Thermometers
- Vaginal speculum
- Restraint gloves
- Taylor percussion hammer

Arrange them in their respective groups.

5marks

02. What are the Clinical signs of an abscess?

5marks

03. The main reasons of castration are grouped into therapeutic and zootechnical categories. Give any five therapeutic/medical indications of this surgical operation.

5marks

04. The dehorning of adult cattle should be performed carefully because it can be the origin of serious complications. Illustrate the steps to be followed in dehorning of an adult cattle?

5marks

05. In veterinary surgery, when is the eye enucleation indicated?

5marks

06. Describe the composition of a drug form.

5marks

07. Differentiate an antiseptic from a disinfectant.

5marks

08. Differentiate the cold abscess from a hot abscess.

5marks

09. When a bone is broken, there are only three reasons for immobilizing a fracture. Give the three reasons for immobilizing a broken bone and the four methods used to immobilize it?

5marks

10. Cleaning and sanitizing of equipment and surfaces aims to prevent a building against microorganisms and prevent cross contamination from one surface to another. If you have to choose the ideal cleaning and sanitizing agent (chemicals), what are the characteristics to be considered?

5marks**Section II. Choose and Answer any seven (7) questions****70 marks**

11. Cesarean section is an important operation which consists of the extraction of fetus from the uterus of a female animal.

a) In which cases can you do the caesarian section?

b) What are the possible complications which can occur after the operation ended?

10marks

12. You are performing a rumenotomy on a sheep.

a) What are the possible techniques of anesthesia that you can use to facilitate the intervention?






b) Explain how the suture of anatomical areas incised will be done if the rumen exploration is finished.

10marks

13. In bovine bloat condition, the trocarisation technique is considered as one of the easiest and simplest surgical intervention. State chronologically the steps involved in this technique of trocarisation in the case of a bloated bull.

10marks

- 14.** There are three methods currently available to manage bleeding in surgery namely: mechanical haemostatic methods; thermal/energy-based methods; and chemical methods.
- What are the common Mechanical haemostatic methods that you can perform to stop bleeding during laparotomy in a bitch?
 - Alternatively, what are the common haemostatic drugs you can use in this surgical operation? (Any four chemicals).
- 10marks**
- 15.** Drug naming is generally referred to three categories of names: the chemical name, non proprietary name also called generic names and proprietary or trade names. Differentiate the chemical names (scientific names) from trade name (proprietary name) of drugs and give three examples from each type of name. **10marks**
- 16.** List any five Physical methods of sterilization used in veterinary practice. **10marks**
- 17.** Characterize an ideal cleaning and sanitizing agent. **10marks**
- 18.** Describe the Closure of flank laparotomy incision in bovine surgery. **10marks**
- 19.** You are presented a bull which suffers from the inguinal herniation. As a veterinarian, explain the techniques of reduction that will you use.
- 20.** Observe carefully the following images of the veterinary materials/instruments, then write the name and the use/function where required. **10marks**

	Name of the material/instrument	Image	Use/Function
0	Uterine forceps		Grasp and hold soft tissues in soft tissue surgery, e.g. Uterus and muscles
1			
2			
3			
4			
5		